


CARRYCASE CABINETS




CARRYCASE CABINETS
SQUARE BACK

CARRYCASE CABINETS

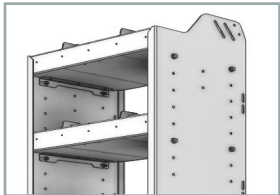
SQUAREBACK CARRYCASE CABINETS



Our square back carrycase modules are fabricated with 5052-H32 .100" thick aluminium. They are lightweight, strong and sturdy thanks to special aluminum alloys and advanced precision forging methods. Carefully designed with smart and functional features that are based upon 50 years of design, fabrication and installation experience. Our wide array of module dimensions makes it easy to satisfy your individual storage requirements.



SILENT. Our shelf dividers offer a sturdy & adjustable. Fabricated with our unique Rattle Free design.




ADJUSTABLE. Our Side Panels are designed so you can adjust your shelves in 2" increments.



TOUGH. High-impact, break-resistant carrycase with removable cups and an extra-wide handle for gloved hands.

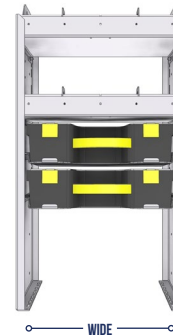



FLEXIBLE. Our shelving modules are designed to accommodate our unique backpanelling option.




SMART. Our 1.5" lower lip design gives you extra room to use a powerdrill. and is designed to bolt down on the top of the floor's strengthening ribs.

2 CARRYCASES WITH 2 SHELVES AND STANDARD DIVIDERS



PART NUMBER	DEEP (IN.)	WIDE (IN.)	HIGH (IN.)	STD SHELVES	STD DIVIDERS	CARRY CASES	WEIGHT (LBS.)	OPTIONS				
								BACK PANEL	STD SHELF	1 STD DIVIDER	1 CARRYCASE W/SUPPORT	1 STD SHELF LINER
14-1336-2	13.5	18.625	36	2	4	2	44	SQS-136	SSH-13	DV-103	CCO-010	SSL-13
14-1536-2	15.5	18.625	36	2	4	2	46	SQS-136	SSH-15	DV-105	CCO-010	SSL-15
14-1836-2	18.5	18.625	36	2	4	2	49	SQS-136	SSH-18	DV-108	CCO-010	SSL-18

CARRYCASE CABINETS





SQUARE BACK CARRYCASE CABINETS

4 CARRYCASES WITH 2 SHELVES AND STANDARD DIVIDERS



PART NUMBER	DEEP (IN.)	WIDE (IN.)	HIGH (IN.)	STD SHELVES	STD DIVIDERS	CARRY CASES	WEIGHT (LBS.)	OPTIONS				
								BACK PANEL	STD SHELF	1 STD DIVIDER	1 CARRYCASE W/SUPPORT	1 STD SHELF LINER
14-1336-4	13.5	18.625	36	2	4	4	59	SQS-136	SSH-13	DV-103	CCO-010	SSL-13
14-1536-4	15.5	18.625	36	2	4	4	61	SQS-136	SSH-15	DV-105	CCO-010	SSL-15
14-1836-4	18.5	18.625	36	2	4	4	64	SQS-136	SSH-18	DV-108	CCO-010	SSL-18

2 CARRYCASES WITH 3 SHELVES AND STANDARD DIVIDERS





PART NUMBER	DEEP (IN.)	WIDE (IN.)	HIGH (IN.)	STD SHELVES	STD DIVIDERS	CARRY CASES	WEIGHT (LBS.)	OPTIONS				
								BACK PANEL	STD SHELF	1 STD DIVIDER	1 CARRYCASE W/SUPPORT	1 STD SHELF LINER
14-1348-2	13.5	18.625	48	3	6	2	52	SQS-148	SSH-13	DV-103	CCO-010	SSL-13
14-1548-2	15.5	18.625	48	3	6	2	55	SQS-148	SSH-15	DV-105	CCO-010	SSL-15
14-1848-2	18.5	18.625	48	3	6	2	60	SQS-148	SSH-18	DV-108	CCO-010	SSL-18

CARRYCASE CABINETS

SQUAREBACK CARRYCASE CABINETS




4 CARRYCASES WITH 3 SHELVES AND STANDARD DIVIDERS




PART NUMBER	DEEP (IN.)	WIDE (IN.)	HIGH (IN.)	STD SHELVES	STD DIVIDERS	CARRY CASES	WEIGHT (LBS.)	OPTIONS				
								BACK PANEL	STD SHELF	1 STD DIVIDER	1 CARRYCASE W/SUPPORT	1 STD SHELF LINER
14-1348-4	13.5	18.625	48	2	4	4	62	SQS-148	SSH-13	DV-103	CCO-010	SSL-13
14-1548-4	15.5	18.625	48	2	4	4	65	SQS-148	SSH-15	DV-105	CCO-010	SSL-15
14-1848-4	18.5	18.625	48	2	4	4	69	SQS-148	SSH-18	DV-108	CCO-010	SSL-18

6 CARRYCASES WITH 2 SHELVES AND STANDARD DIVIDERS



PART NUMBER	DEEP (IN.)	WIDE (IN.)	HIGH (IN.)	STD SHELVES	STD DIVIDERS	CARRY CASES	WEIGHT (LBS.)	OPTIONS				
								BACK PANEL	STD SHELF	1 STD DIVIDER	1 CARRYCASE W/SUPPORT	1 STD SHELF LINER
14-1348-6	13.5	18.625	48	2	4	6	77	SQS-148	SSH-13	DV-103	CCO-010	SSL-13
14-1548-6	15.5	18.625	48	2	4	6	80	SQS-148	SSH-15	DV-105	CCO-010	SSL-15
14-1848-6	18.5	18.625	48	2	4	6	84	SQS-148	SSH-18	DV-108	CCO-010	SSL-18

CARRYCASE CABINETS

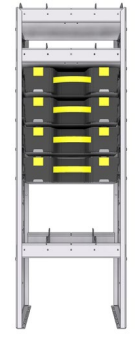


SQUARE BACK CARRYCASE CABINETS

4 CARRYCASES WITH 3 SHELVES AND STANDARD DIVIDERS



HIGH



WIDE




DEEP

								OPTIONS				
PART NUMBER	DEEP (IN.)	WIDE (IN.)	HIGH (IN.)	STD SHELVES	STD DIVIDERS	CARRY CASES	WEIGHT (LBS.)	BACK PANEL	STD SHELF	1 STD DIVIDER	1 CARRYCASE W/SUPPORT	1 STD SHELF LINER
14-1358-4	13.5	18.625	58	3	6	4	70	SQS-158	SSH-13	DV-103	CCO-010	SSL-13
14-1558-4	15.5	18.625	58	3	6	4	73	SQS-158	SSH-15	DV-105	CCO-010	SSL-15
14-1858-4	18.5	18.625	58	3	6	4	79	SQS-158	SSH-18	DV-108	CCO-010	SSL-18

6 CARRYCASES WITH 2 SHELVES AND STANDARD DIVIDERS



HIGH



WIDE



DEEP


								OPTIONS				
PART NUMBER	DEEP (IN.)	WIDE (IN.)	HIGH (IN.)	STD SHELVES	STD DIVIDERS	CARRY CASES	WEIGHT (LBS.)	BACK PANEL	STD SHELF	1 STD DIVIDER	1 CARRYCASE W/SUPPORT	1 STD SHELF LINER
14-1358-6	13.5	18.625	58	2	4	6	80	SQS-158	SSH-13	DV-103	CCO-010	SSL-13
14-1558-6	15.5	18.625	58	2	4	6	83	SQS-158	SSH-15	DV-105	CCO-010	SSL-15
14-1858-6	18.5	18.625	58	2	4	6	88	SQS-158	SSH-18	DV-108	CCO-010	SSL-18

CARRYCASE CABINETS


SQUAREBACK CARRYCASE CABINETS



8 CARRYCASES WITH 2 SHELVES AND STANDARD DIVIDERS



HIGH



WIDE



DEEP

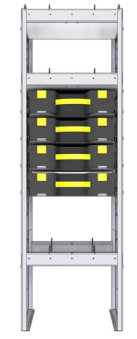
OPTIONS

PART NUMBER	DEEP (IN.)	WIDE (IN.)	HIGH (IN.)	STD SHELVES	STD DIVIDERS	CARRY CASES	WEIGHT (LBS.)	BACK PANEL	STD SHELF	1 STD DIVIDER	1 CARRYCASE W/SUPPORT	1 STD SHELF LINER
14-1358-8	13.5	18.625	58	2	4	8	95	SQS-158	SSH-13	DV-103	CCO-010	SSL-13
14-1558-8	15.5	18.625	58	2	4	8	98	SQS-158	SSH-15	DV-105	CCO-010	SSL-15
14-1858-8	18.5	18.625	58	2	4	8	103	SQS-158	SSH-18	DV-108	CCO-010	SSL-18

4 CARRYCASES WITH 3 SHELVES AND STANDARD DIVIDERS



HIGH



WIDE




DEEP

OPTIONS

PART NUMBER	DEEP (IN.)	WIDE (IN.)	HIGH (IN.)	STD SHELVES	STD DIVIDERS	CARRY CASES	WEIGHT (LBS.)	BACK PANEL	STD SHELF	1 STD DIVIDER	1 CARRYCASE W/SUPPORT	1 STD SHELF LINER
14-1363-4	13.5	18.625	63	3	6	4	71	SQS-163	SSH-13	DV-103	CCO-010	SSL-13
14-1563-4	15.5	18.625	63	3	6	4	75	SQS-163	SSH-15	DV-105	CCO-010	SSL-15
14-1863-4	18.5	18.625	63	3	6	4	81	SQS-163	SSH-18	DV-108	CCO-010	SSL-18

CARRYCASE CABINETS



SQUARE BACK CARRYCASE CABINETS


6 CARRYCASES WITH 2 SHELVES AND STANDARD DIVIDERS



HIGH



WIDE



DEEP

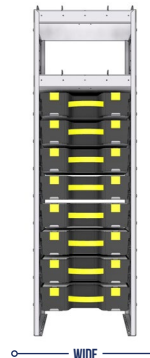
OPTIONS

PART NUMBER	DEEP (IN.)	WIDE (IN.)	HIGH (IN.)	STD SHELVES	STD DIVIDERS	CARRY CASES	WEIGHT (LBS.)	BACK PANEL	STD SHELF	1 STD DIVIDER	1 CARRYCASE W/SUPPORT	1 STD SHELF LINER
14-1363-6	13.5	18.625	63	2	4	6	81	SQS-163	SSH-13	DV-103	CCO-010	SSL-13
14-1563-6	15.5	18.625	63	2	4	6	85	SQS-163	SSH-15	DV-105	CCO-010	SSL-15
14-1863-6	18.5	18.625	63	2	4	6	90	SQS-163	SSH-18	DV-108	CCO-010	SSL-18


8 CARRYCASES WITH 2 SHELVES AND STANDARD DIVIDERS



HIGH



WIDE




DEEP

OPTIONS

PART NUMBER	DEEP (IN.)	WIDE (IN.)	HIGH (IN.)	STD SHELVES	STD DIVIDERS	CARRY CASES	WEIGHT (LBS.)	BACK PANEL	STD SHELF	1 STD DIVIDER	1 CARRYCASE W/SUPPORT	1 STD SHELF LINER
14-1363-8	13.5	18.625	63	2	4	8	96	SQS-163	SSH-13	DV-103	CCO-010	SSL-13
14-1563-8	15.5	18.625	63	2	4	8	100	SQS-163	SSH-15	DV-105	CCO-010	SSL-15
14-1863-8	18.5	18.625	63	2	4	8	105	SQS-163	SSH-18	DV-108	CCO-010	SSL-18

CARRYCASE CABINETS

SQUAREBACK CARRYCASE CABINETS



4 CARRYCASES WITH 4 SHELVES AND STANDARD DIVIDERS



HIGH



WIDE



DEEP

PART NUMBER	DEEP (IN.)	WIDE (IN.)	HIGH (IN.)	STD SHELVES	STD DIVIDERS	CARRY CASES	WEIGHT (LBS.)	OPTIONS				
								BACK PANEL	STD SHELF	1 STD DIVIDER	1 CARRYCASE W/SUPPORT	1 STD SHELF LINER
14-1372-4	13.5	18.625	72	4	8	4	78	SQS-172	SSH-13	DV-103	CCO-010	SSL-13
14-1572-4	15.5	18.625	72	4	8	4	83	SQS-172	SSH-15	DV-105	CCO-010	SSL-15
14-1872-4	18.5	18.625	72	4	8	4	90	SQS-172	SSH-18	DV-108	CCO-010	SSL-18



6 CARRYCASES WITH 3 SHELVES AND STANDARD DIVIDERS



HIGH




WIDE



DEEP

PART NUMBER	DEEP (IN.)	WIDE (IN.)	HIGH (IN.)	STD SHELVES	STD DIVIDERS	CARRY CASES	WEIGHT (LBS.)	OPTIONS				
								BACK PANEL	STD SHELF	1 STD DIVIDER	1 CARRYCASE W/SUPPORT	1 STD SHELF LINER
14-1372-6	13.5	18.625	72	3	6	6	89	SQS-172	SSH-13	DV-103	CCO-010	SSL-13
14-1572-6	15.5	18.625	72	3	6	6	93	SQS-172	SSH-15	DV-105	CCO-010	SSL-15
14-1872-6	18.5	18.625	72	3	6	6	99	SQS-172	SSH-18	DV-108	CCO-010	SSL-18

CARRYCASE CABINETS



SQUARE BACK CARRYCASE CABINETS

8 CARRYCASES WITH 3 SHELVES AND STANDARD DIVIDERS



HIGH



WIDE



DEEP

OPTIONS

PART NUMBER	DEEP (IN.)	WIDE (IN.)	HIGH (IN.)	STD SHELVES	STD DIVIDERS	CARRY CASES	WEIGHT (LBS.)	BACK PANEL	STD SHELF	1 STD DIVIDER	1 CARRYCASE W/SUPPORT	1 STD SHELF LINER
14-1372-8	13.5	18.625	72	3	6	8	104	SQS-172	SSH-13	DV-103	CCO-010	SSL-13
14-1572-8	15.5	18.625	72	3	6	8	108	SQS-172	SSH-15	DV-105	CCO-010	SSL-15
14-1872-8	18.5	18.625	72	3	6	8	114	SQS-172	SSH-18	DV-108	CCO-010	SSL-18